
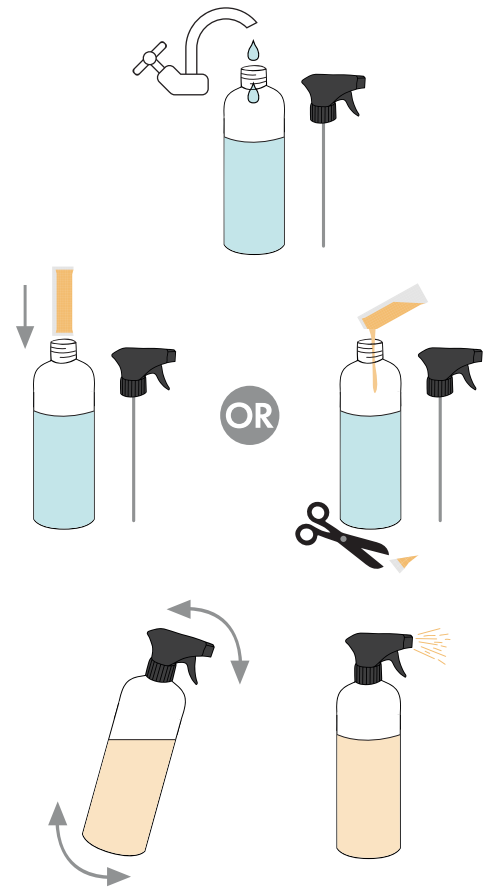


# USING MX14 SACHETS TO REFILL YOUR MULTI SURFACE ANTIBACTERIAL SPRAY

- 1** FILL the bottle with 500ml of clean, fresh water. Refills can be used with any suitable spray bottle. Please ensure you add one of the enclosed labels to your bottle.
- 2** ADD SACHET either drop the entire sachet into the water or snip the corner with scissors and pour. Remember the sachet is 100% plastic free and biodegradable so you can either flush it down the toilet or compost it at home.
- 3** MIX the solution into the water once the spray top is secure by using a gentle rocking motion, ensure you do not shake the bottle. The sachet may take a little longer to dissolve if you have dropped the entire sachet into the bottle.



**eco  
friendly**  
**100% NATURAL  
ORANGE SCENT**

Please Note:  
Always store refill sachets in a dry place, ensure they do not get wet as they will dissolve.  
After refilling your bottle please peel and stick the supplied label onto the bottle.

**EVERY MX14 MULTI SURFACE ANTIBACTERIAL BOTTLE AND SACHET IS NATURALLY SCENTED WITH THE OIL OF FRESH ORANGES. OUR OILS ARE EXTRACTED AS BY-PRODUCTS ENSURING WE HELP REDUCE WASTE.**

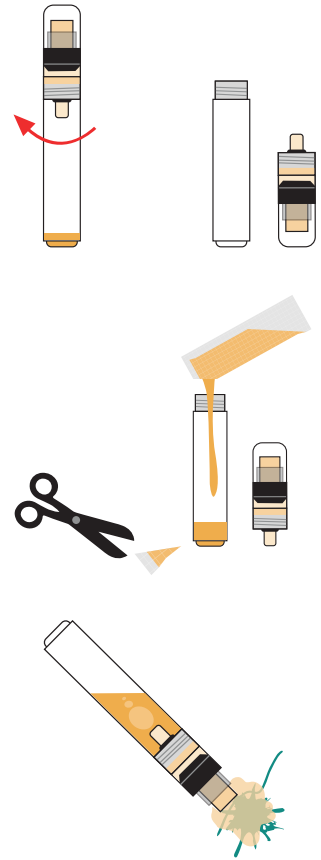
**PLEASE REMEMBER YOUR BOTTLE IS REUSABLE**

Your spray bottle is made from 100% recycled plastic and is easily recyclable but please treat it as a bottle for life and reuse again and again with our **100% plastic free, dissolvable refill sachets**



# USING MX14 SACHETS TO REFILL YOUR INK AND STAIN REMOVER PEN

- 1** **OPEN** the pen by unscrewing the top and wash out the pen before refilling. Please note the pen is secured by a left hand thread.
- 2** **ADD SACHET** snip the corner with scissors and pour the entire contents in to the pen barrell. Remember the sachet is 100% plastic free and biodegradable so you can either flush it down the toilet or compost it at home.
- 3** **USE** tightly replace the top of the pen and re-use the Ink and Stain Remover according to the instructions included with the pen. If you no longer have these they can be found at [www.mx14.co.uk](http://www.mx14.co.uk)



We are so confident in  
**MX14 INK & STAIN REMOVER AND  
MULTI SURFACE ANTIBACTERIAL CLEANER**

that we offer a 30 day money back guarantee but we'd like to resolve your issues if we can. So if you have any questions about your MX14 or how it works please just get in touch at: [www.mx14.co.uk](http://www.mx14.co.uk) or via email at [sales@mx14.co.uk](mailto:sales@mx14.co.uk)

SCAN BELOW TO SEE  
MX14 IN ACTION...



Please Note: Not suitable for use on a painted surfaces or natural or porous surfaces such as marble or limestone. Always test on a small inconspicuous area before use.

\*ATP tests conducted as per "3m hygiene management guide for environmental surfaces" before and after RLU comparison. Always read the manufacturers cleaning instructions before use. Please read our terms and conditions before using.



May cause skin irritation, may cause severe eye irritation.

Do not drink, if swallowed drink plenty of water do not induce vomiting, if contact with eyes wash with plenty of clean water. Contact Doctor ASAP.

Contents include: Acetic Acid 2%, Limonene 1%, Non ionic Surfactant 5% potassium Hydroxide 2%.

Scent added using 100% natural oranges.

Total volume per bottle 500ml. Total volume per sachet 30ml. Box contains 1x 500ml bottle and 1 x 30ml sachet.

For full terms and conditions please visit [www.mx14.co.uk](http://www.mx14.co.uk). Always check for colour fastness before using in exposed areas. Full MSDS sheets available on website.

